



78 CEG

Construction Requirements



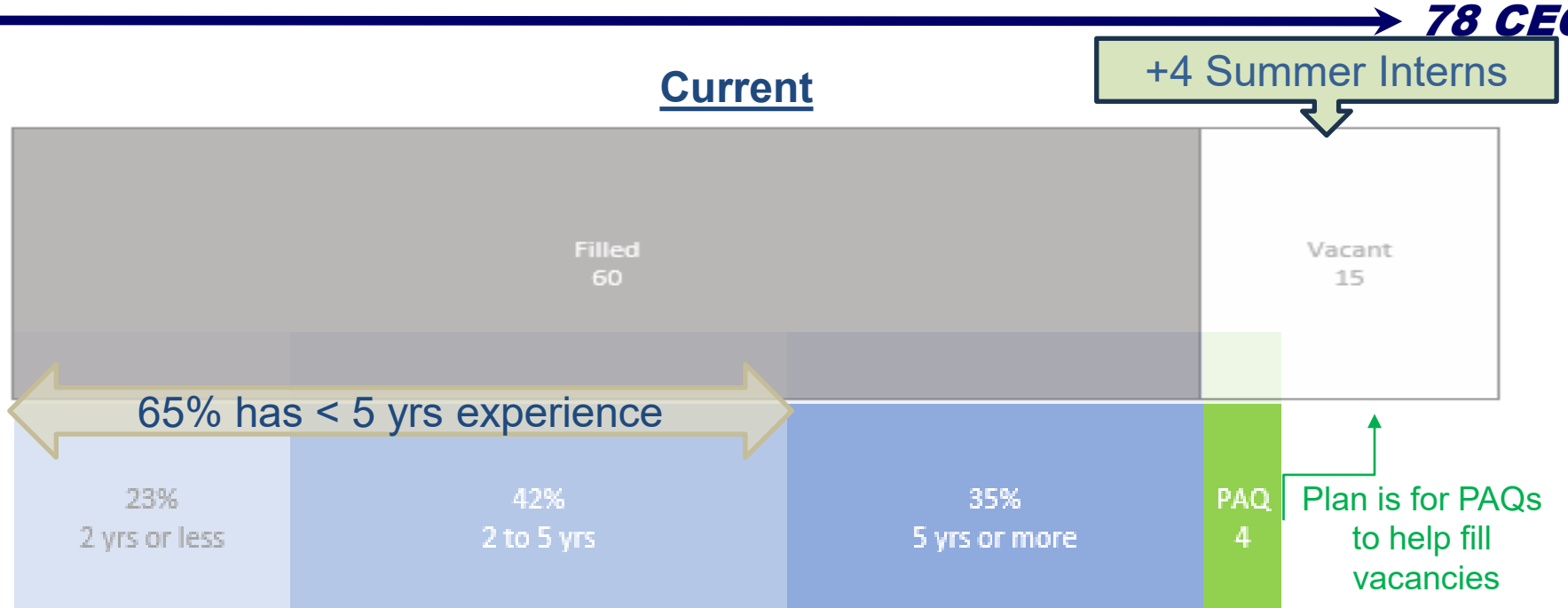
Marshall S. Wall Jr., P.E.
Chief of Engineering
Robins AFB, Georgia
March 2024



Manpower Breakout



78 CEG



2016





Scope of Work



78 CEG

➤ Operate, Sustain, and Improve:

- 6,935 Acres
- 1151 Government Facilities
- 14.1M SF of Shop, Admin and Warehouse Space
- 92 Miles of Paved Roads
- 3.0M SY Aircraft Flight Line and Ramp Areas
- 600 Miles of Electrical, Water, Sewage, Gas Lines
- Total Replacement Cost = \$8.4B

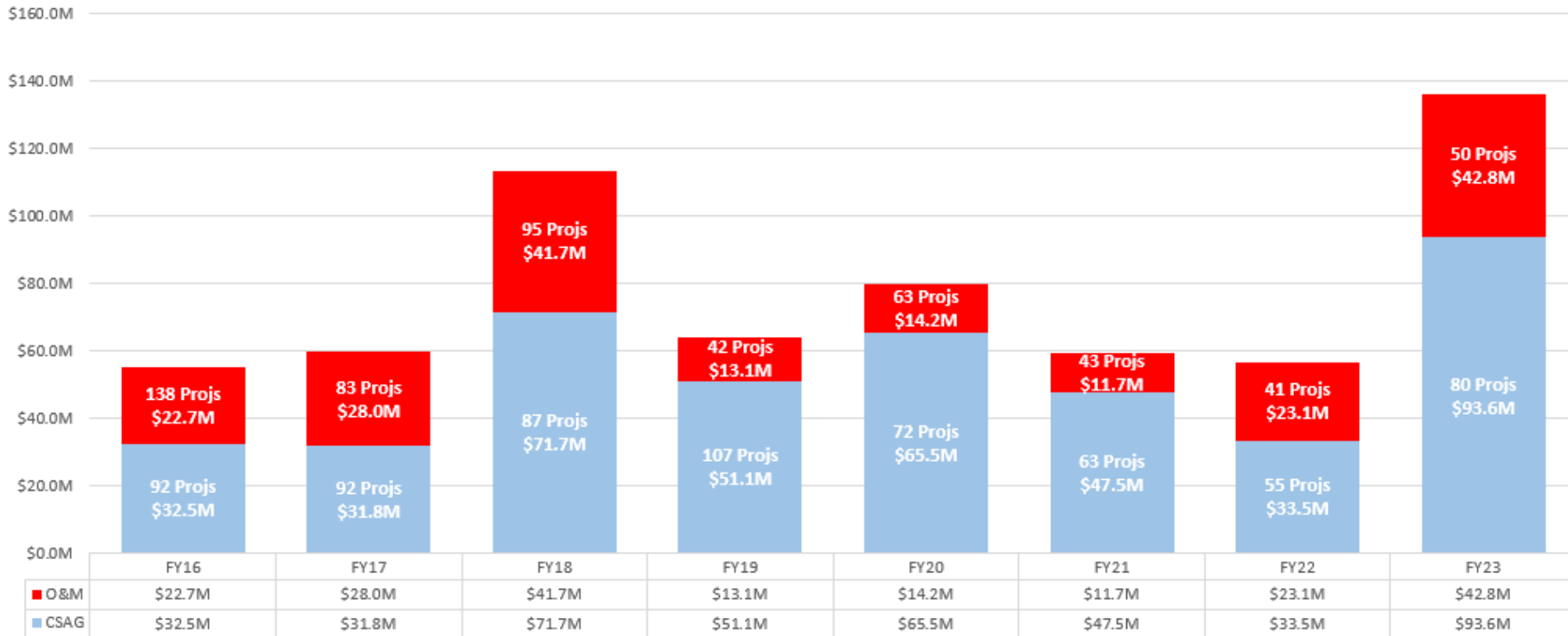
Largest Industrial Complex in Georgia



Construction Program



78 CEG



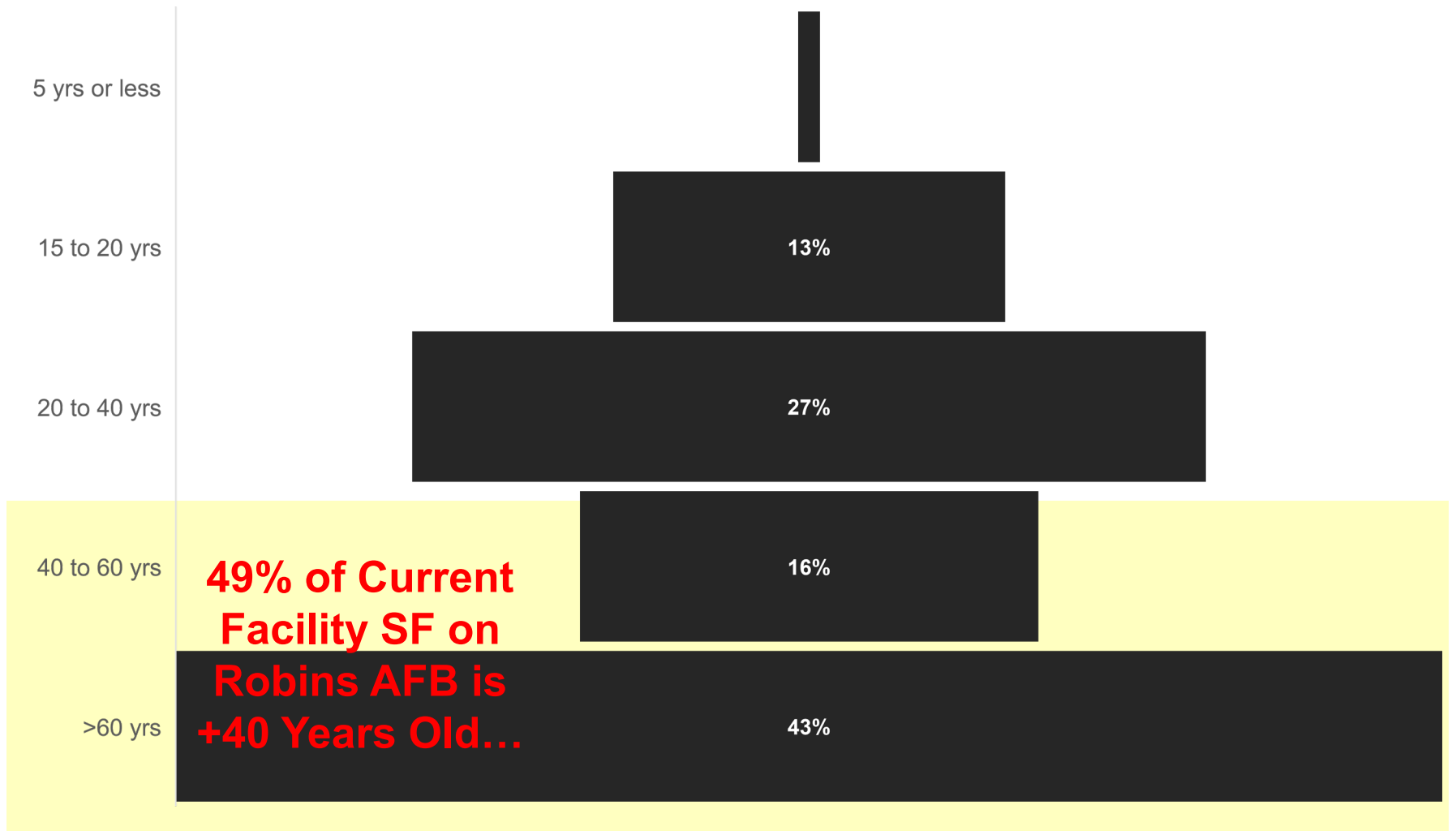
Operations and Maintenance (O&M)
Consolidated Sustainment Activity Group (CSAG)



RAFB Real Property Age



78 CEG





FY24-26 Project Breakdown



78 CEG

Expected 3yr Program ~\$230M

Reno

Utility

Fire Prtn

HVAC

Addition

Other

Roof

D...

P..



IDIQ Contracts



78 CEG

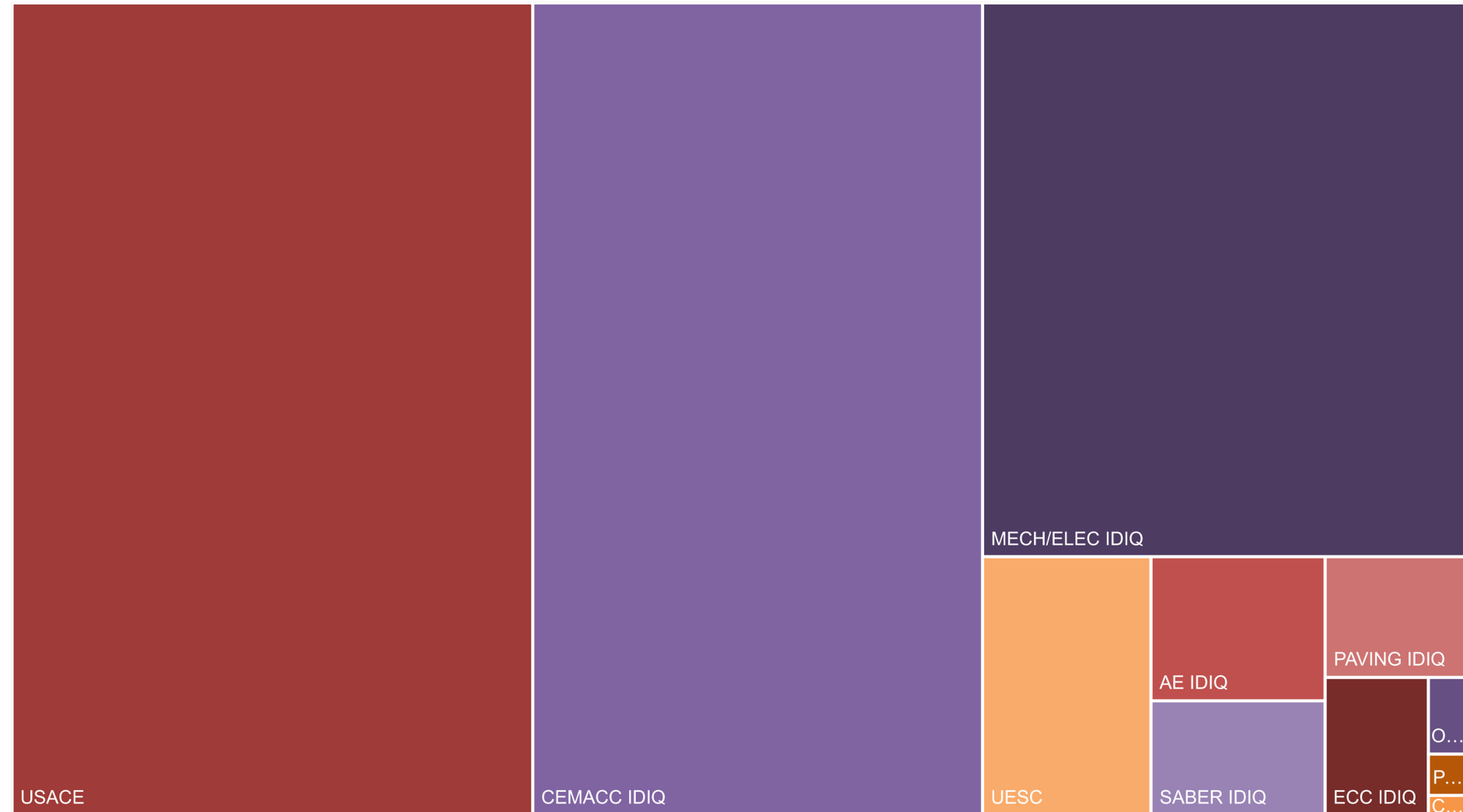
| Title | Contract Years | Contract Expire | Contract Limit | Current Obligations | % Remaining |
|------------|----------------|-----------------|----------------|---------------------|---------------------------------|
| Mech/Elec | 5 | 23-Apr-24 | \$95M | \$64.8M | 32% |
| CEMACC II | 5 | 16-Sep-24 | \$95M | \$92.4M | 3% |
| SABER II | 5 | 15-Sep-25 | \$55M | \$8.2M | 85% |
| Paving | 5 | 23-Aug-26 | \$40M | \$8.6M | 79% |
| Paint | 5 | 31-Aug-26 | \$4M | \$2.2M | 45% |
| AE II | 5 | 21-Apr-26 | \$30M | \$10.9M | 64% |
| ECC | 5 | 22-Jul-27 | \$45M | \$9.1M | 80% |
| CEMACC III | 5 | 11-Apr-28 | \$300M | \$50M | 83% |
| Mech/Elec | 5 | | \$95M | | EAD. <i>~ Jul 2024</i> APR 2024 |



FY24-26 Project Breakdown



78 CEG





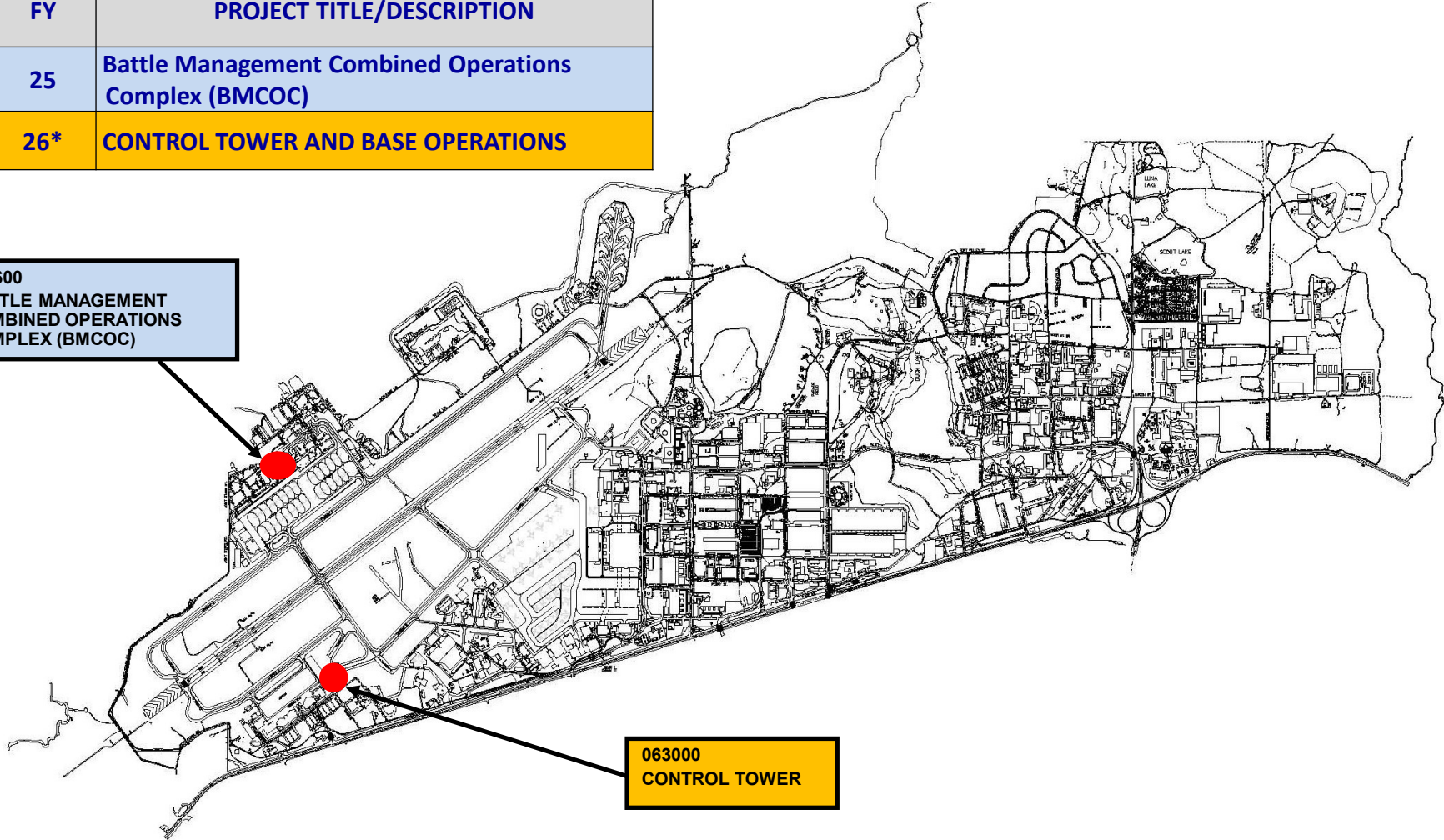
MILCON Projects



78 CEG

| FY | PROJECT TITLE/DESCRIPTION |
|-----|---|
| 25 | Battle Management Combined Operations Complex (BMCOC) |
| 26* | CONTROL TOWER AND BASE OPERATIONS |

210600
BATTLE MANAGEMENT
COMBINED OPERATIONS
COMPLEX (BMCOC)



063000
CONTROL TOWER



CEN Tools

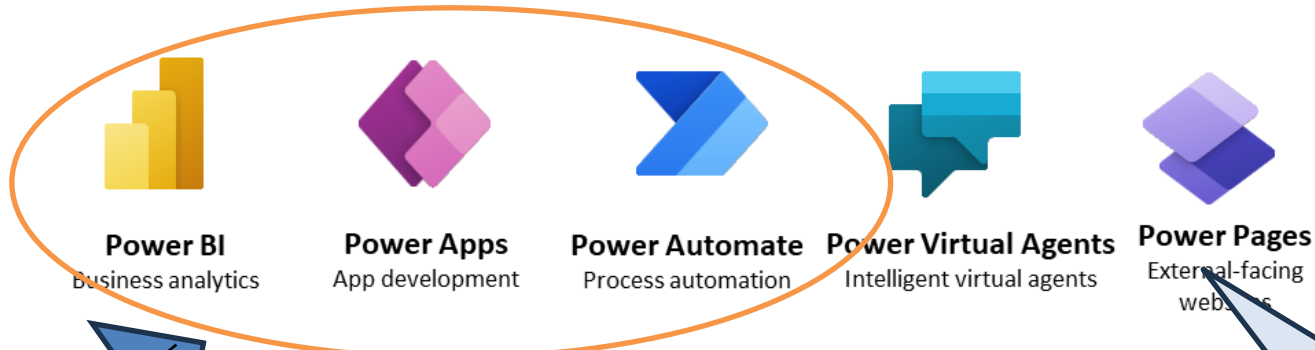


78 CEG

CEN Teams developing tools to aid with project management.

Microsoft Power Platform

The low code platform that spans Microsoft 365, Azure, Dynamics 365, and standalone apps.



THE BIG THREE



Works with MS Teams and SharePoint!!!



CEN Tools



78 CEG

Home

Gate 1

Gate 2

Gate 3

Gate 4

Gate 5

CEN AOP Report

←
ⓘ

Current Projects

| | | | | | | | | |
|-------------------------------|-----------------------------|-----------------------------|-----------------------------|----------------------------|-----------------------------|-----------------------------|-----------------------------|----------------------------|
| 1649 <small>Gate 0</small> | 85 <small>Gate1Q</small> | 16 <small>Gate 1</small> | 20 <small>Gate3Q</small> | 21 <small>Gate3</small> | 17 <small>Gate4Q</small> | 22 <small>Gate 4</small> | 11 <small>Gate5Q</small> | 93 <small>Gate5</small> |
|-------------------------------|-----------------------------|-----------------------------|-----------------------------|----------------------------|-----------------------------|-----------------------------|-----------------------------|----------------------------|

Historic Average

| | | | | |
|---|--|--|---|---|
| <small>Gate 0</small> 1.73K <small>Days</small> | <small>Gate 1</small> 41 <small>Days</small> | <small>Gate 3</small> 48 <small>Days</small> | <small>Gate 4</small> 103 <small>Days</small> | <small>Gate 5</small> 258 <small>Days</small> |
|---|--|--|---|---|

3 Month Average

| | | | | |
|---|--|--|--|---|
| <small>Gate 0</small> 31 <small>Count</small> | <small>Gate 1</small> 35 <small>Days</small> | <small>Gate 3</small> 42 <small>Days</small> | <small>Gate 4</small> 85 <small>Days</small> | <small>Gate 5</small> 398 <small>Days</small> |
|---|--|--|--|---|

Updated: 6/5/2024



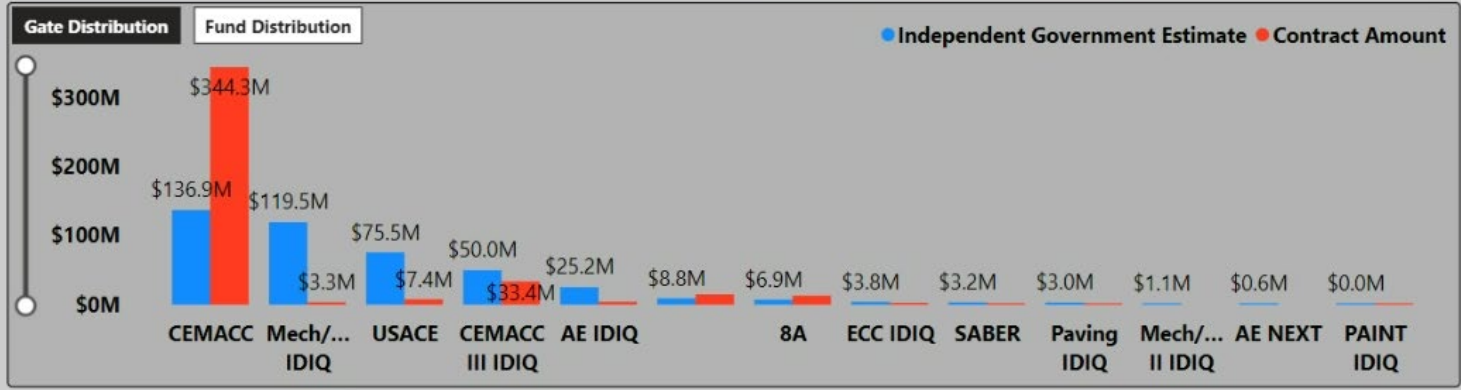
CEN Tools



78 CEG

- Execution Utilization
- Programming Utilization
- Support Utilization
- Execution Projects
- Programming Projects
- Projects_Execution

Execution Projects





Discussion/Questions



78 CEG

